

Part List

- mechanical -



XperiaTM E-Dual, C1605, C1604

XperiaTM E, C1505, C1504

CONTENTS

1 Part List 3
2 Revision History 7













1 Part List

















The following parts are available for order in 'E-star'.

The 'E-star' name of a part may often be complex and even confusing, so the name of certain parts mentioned in the Working Instructions, Repair Movies and Troubleshooting Guide are often referred to by a simple descriptive name for better understanding.









Both names (designations) will in that case be included in this Part List, where the name being used in the documents mentioned above is underlined, e.g. Battery Cover.

RLC, Reversed Logistic Classification column for replaced part handling, See the Spare Part Handling chapter in Mechanical/Generic Repair Manual 1220-1333.

Designation	Part No.	RLC	Part	Location
<u>Battery Cover</u> Battery Cover BLACK Battery Cover Pattern BLACK Battery Cover Pattern GOLD Battery Cover PINK Battery Cover WHITE	A/405-58570-0002 A/405-58570-0010 A/405-58570-0012 A/405-58570-0006 A/405-58570-0004	C		
<u>Battery Lower Cover</u> Battery Lower Cover Assy BLACK Battery Lower Cover Pattern Ass'y BLACK Battery Lower Cover Pattern Ass'y GOLD Battery Lower Cover Assy PINK Battery Lower Cover Assy WHITE	A/405-58570-0001 A/405-58570-0009 A/405-58570-0011 A/405-58570-0005 A/405-58570-0003	C		
<u>Camera</u> Camera 3M FF CMOS	A/335-0000-00134	B		
Camera Holder	A/415-58570-0009	C		
<u>Conductive Adhesive</u> Conductive Adhesive D-SIM Conductive Adhesive S-SIM	A/415-58570-0010 A/415-58550-0001	C		
Conductive adhesive Sub PBA	A/415-58570-0021	C		

Designation	Part No.	RLC	Part	Location
Conductive Tape for Camera	A/415-58570-0022	C		
CU Label	A/478-585700-001	C		
FPC SUB PBA	321-M000-00120	C		
Front Cover Sub Assembly Front Cover Sub Assembly Black Front Cover Sub Assembly White	A/401-58570-0001 A/401-58550-0001	C		
LCD TFT	A/327-0000-00168	A		
Liquid Intrusion Label	A/478-232900-020	C		
Loudspeaker	A/313-0000-00256	C		
Rear Cover Sub Assembly Rear Cover Sub Assembly D-SIM-A Rear Cover Sub Assembly D-SIM-I Rear Cover Sub Assembly S-SIM-A Rear Cover Sub Assembly S-SIM-I	A/402-58580-0001 A/402-58570-0001 A/402-58560-0004 A/402-58590-0001	C		

Designation	Part No.	RLC	Part	Location
Receiver	A/313-0000-00258	C		
Receiver Sponge	A/415-58570-0017	C		
RF Cable	A/415-58570-0016	C		
RF Connector Sponge	A/415-58570-0043	C		
Screw_1.4mm_2.9mm	A/409-00000-0162	C		
Screw_1.6mm_4.2mm	A/409-00000-0163	C		
<u>SIM PBA Assy</u> SIM PBA Assy D-SIM SIM PBA Assy S-SIM	A/8CS-58570-0001 A/8CS-58550-0001	C		
Speaker Sponge with Mesh	A/415-58570-0018	C		

Designation	Part No.	RLC	Part	Location
<u>Sub PBA</u> Sub PBA-A Sub PBA-D-SIM-I Sub PBA-S-SIM-I	A/8CS-58580-0001 A/8CS-58570-0002 A/8CS-58590-0001	C		
<u>Touch Panel</u> Touch Panel Black Touch Panel White	A/336-0000-00101 A/336-0000-00115	B		
TP LCM FPC Mylar	A/415-58570-0012	C		
<u>Board Swap</u> C1505/Exchange PBA/New PBA/CS C1504/Exchange PBA/New PBA/CS C1605/Exchange PBA/New PBA/CS C1604/Exchange PBA/New PBA/CS	1270-3132 1271-1873 1271-1874 1271-5976	B		

2 Revision History

Rev.	Date	Changes / Comments
1	2013-Jan-16	Released
2	2013-March-05	Single SIM parts added
3	2013-April-03	Receiver A/313-0000-00242 revision update to A/313-0000-00258
4	2013-April-10	Loudspeaker A/313-0000-00168 revision update to A/313-0000-00256 White Colors Added
5	2013-May-15	RF Cable A/415-58570-0013 Part Number changed to A/415-58570-0016
6	2013-June-17	Loudspeaker & Receiver PN's adjusted
7	2013-Aug-13	Board Swap Section, Description updated
8	2013-Aug-16	Board Swap Section, Description updated
9	2013-Nov-25	Add the RLC column
10	2014-Feb-25	Add A/415-58570-0043